

Features

- ✧ Isolation of short circuit, automatic restore when short circuit is corrected.
- ✧ Used as detector base.

Description

In loop type fire alarm system, such condition often occurs that partial short circuit of loop affects the whole system. DC-9504 Base Mount Isolator can isolate the shorted circuit from the whole system and light the yellow LED to ensure normal operation of other parts and locate the part in fault. After the fault is cleared, the part of the loop will be re-included into the system.

The isolator is applicable to both Class A and Class B fire alarm systems.

Connection and Wiring

Terminals on the isolator are shown in Fig. 1.

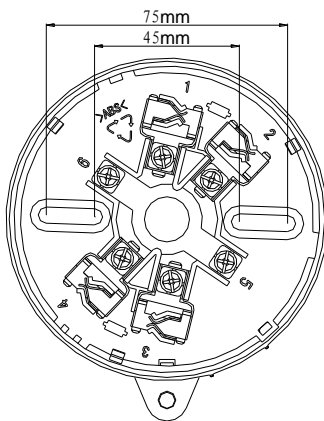


Fig. 1

- 1, 3: Loop output cable, 1 is positive and 3 negative.
- 2, 4: Connecting with remote indicator output (used when connecting to the detector with remote indicator output).
- 5, 6: Loop input cable, 5 is negative and 6 positive.

Recommended Wiring:

1.0mm² or above fire cable for loops, subject to local codes.

Installation

The mounting of DC-9504 isolator is shown in Fig. 2.

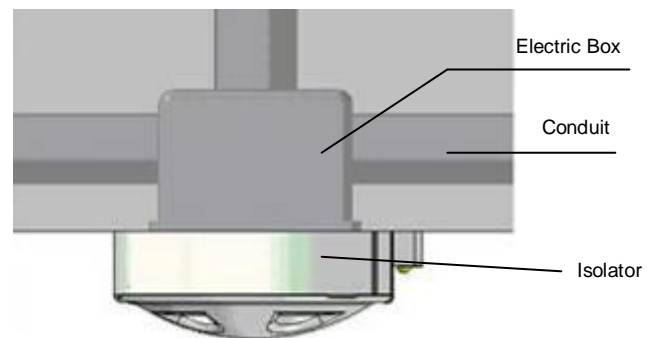


Fig. 2

Application

Electric connection of the isolator base and the detector is shown in Fig. 3. Loop input and output can be reversed.

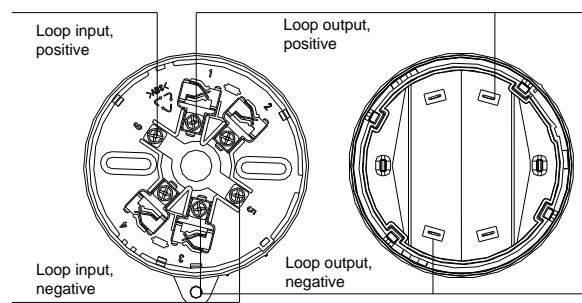


Fig. 3

Application of the isolator in Class A loop is shown in Fig.4.

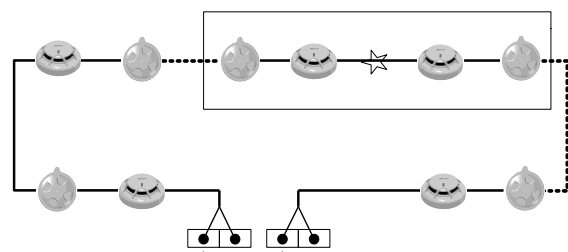


Fig. 4

Application of the isolator base in Class B loop is shown in Fig. 5.

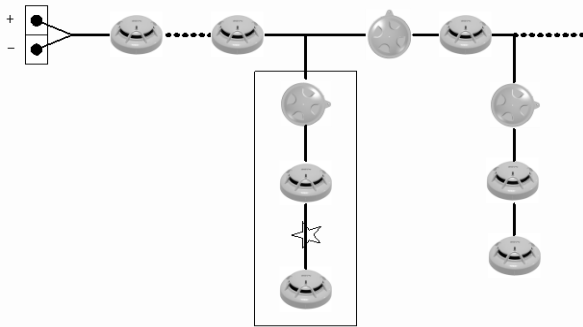


Fig. 5

Limited Warranty

GST warrants that the product will be free from defects in design, materials and workmanship during the warranty period. This warranty shall not apply to any product that is found to have been improperly installed or used in any way not in accordance with the instructions supplied with the product. Anybody, including the agents, distributors or employees, is not in the position to amend the contents of this warranty. Please contact your local distributor for products not covered by this warranty.

Specification

Operating Voltage	24VDC
Standby Current	≤100μ A
Action Current	≤8mA
LED	Yellow. It is off in normal standby state, and constantly illuminates in action.
Load Ability	32 devices
Ingress Protection Rating	IP33 (with top cover) IP22 (without top cover)
Environmental Temperature	-10°C~+50°C
Relative Humidity	≤95%, non condensing
Material of Enclosure	ABS
Dimension	φ 100mm×39mm
Mounting Hole Spacing	45mm~75mm
Weight	About 100g

This Data Sheet is subject to change without notice. Please contact GST for more information or questions.

Gulf Security Technology Co., Ltd.

No. 80, Changjiang East Road, QETDZ, Qinhuangdao, Hebei, P. R. China 066004

Tel: +86 (0) 335 8502434 Fax: +86 (0) 335 8502532

service.gst@fs.utc.com www.gst.com.cn