

Features

- ✧ Polarity-sensitive external connections. Input and output can be used inversely without direction.
- ✧ Delayed power-up to output end devices, avoids strong transient current when the load is heavy.
- ✧ Plug-in structure.
- ✧ Standards: EN 54-17:2005 / UL864

NFPA [70,72]

Description

In loop type fire alarm system, it often occurs that partial short circuit of loop affects the whole system. C-9503 Loop Isolator can isolate the shorted circuit from the whole system to ensure normal operation of other parts and locate the isolated part.

The isolator is applicable to all kinds of loop fire alarm systems, suitable for Class A and Class B.

Connection and Cabling

Fig. 1 shows terminals on the isolator.

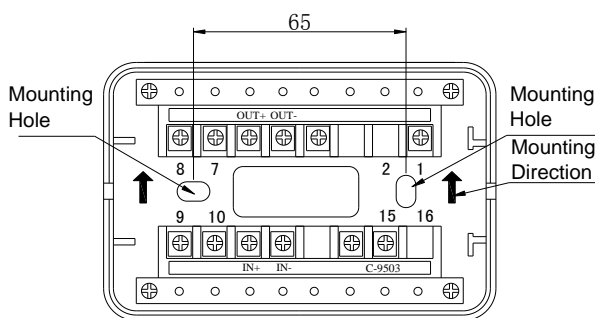



Fig. 1

IN+, IN-: Input cable, IN+ is positive, and IN- is negative.

OUT+, OUT-: Output cable. OUT+ is positive, and OUT- is negative.

Recommended Cabling

17AWG~14AWG (maximum 14AWG) fire cable, subject to local codes.



Installation

The isolator is simply plugged onto the base after corresponding terminals are connected.

If the cable conduit is inside the wall, the base is installed onto the Back Box (Fig. 2). If the cable conduit is on the surface of the wall, B-9310 Back Box is available (Fig. 3).

Note the upward arrow for mounting direction (Fig.1).

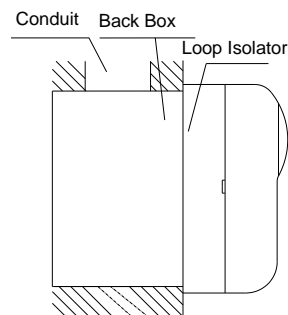


Fig. 2

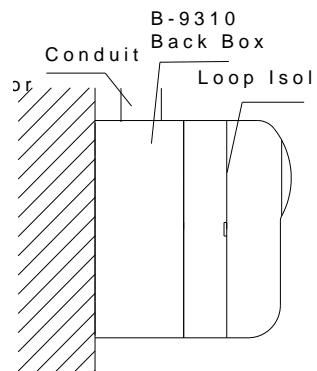


Fig. 3

Specification

Operating Voltage	24VDC (16VDC~28VDC)
Standby Current	≤3mA
Action Current	≤15mA
Capacity	Maximum 32 devices every two isolators
Indicator	Yellow, flashes when polling, illuminates in action.
Ingress Protection Rating	IP30
Operating Temperature	0°C~+49°C For indoor use / dry locations
Relative Humidity	≤93%, non condensing
Material of Enclosure	ABS
Dimension (L×W×H)	120mm×80mm×39mm (with base)
Weight	About 175g (with base)

Accessories and Tools

Model	Name	Remark
B-9310	Back Box	Order separately

Limited Warranty

GST warrants that the product will be free of charge for repairing or replacing from defects in design, materials and workmanship during the warranty period. This warranty does not cover any product that is found to have been improperly installed or used in any way not in accordance with the instructions supplied with the product. Anybody, including the agents, distributors or employees, is not in the position to amend the contents of this warranty. Please contact your local distributor for products not covered by this warranty.

This Data Sheet is subject to change without notice. Please contact GST for more information or questions.

Gulf Security Technology Co., Ltd.

No. 80, Changjiang East Road, QETDZ, Qinhuangdao, Hebei, P. R. China 066004

Tel: +86 (0) 335 8502434 Fax: +86 (0) 335 8502532

service.gst@fs.utc.com www.gst.com.cn