

Features

- ◇ LED indication.
- ◇ Built-in current-limiting resistor.

Description

C-9314P Passive Remote Indicator (the indicator) is directly controlled by a detector like I-9102/C-9102/I-9103/C-9103, transmitting the fire alarm signal to the conspicuous place so that people in field can evacuate or dispose it urgently.

Connection and Cabling

Terminals are shown in Fig. 1.

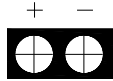


Fig. 1

- “+”: To the anode of input line.
- “-”: To the cathode of input line.

Recommended Cabling

1.0mm² or above fire cable for all the terminals, subject to local codes.

Installation

The base of C-9314P is shown in Fig. 2. There are six mounting holes, four oval at corners and two round near the middle.

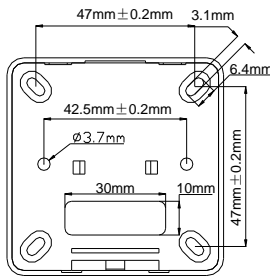


Fig. 2

If the cable conduit is on the surface, the indicator is installed directly on the wall, as shown in Fig. 3. And if the cable conduit is inside the wall, a variety of back boxes are available. Mounting method is shown in Fig. 4.

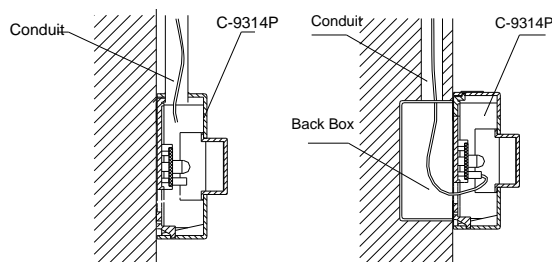


Fig. 3

Fig. 4



Application

- ◇ The indicator can connect with conventional detectors like C-9102 or C-9103, schematic graphic is shown in Fig.5.

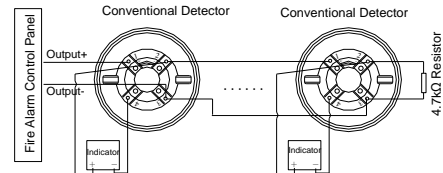


Fig. 5

- ◇ The indicator can connect with intelligent detectors such as I-9102 or I-9103, as shown in Fig. 6.

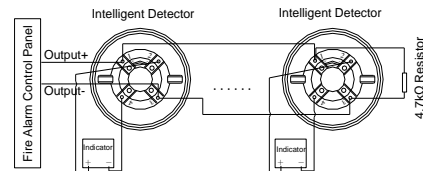


Fig. 6

Specification

Operating Voltage	2.0VDC ~ 3.0VDC
Operating Current	Standby current : 0mA Action current ≤ 30mA
Indicator	Red. It turns off when monitoring normally, but constantly illuminates in action.
Operating Temperature	-10°C ~ +50°C
Relative Humidity	≤ 95%, non condensing
Material and Color of Enclosure	ABS, White (RAL 9016)
Dimension (L×W×H)	64.5mm × 64.5mm × 31.4mm

Limited Warranty

GST warrants that the product will be free of charge for repairing or replacing from defects in design, materials and workmanship during the warranty period. This warranty does not cover any product that is found to have been improperly installed or used in any way not in accordance with the instructions supplied with the product. Anybody, including the agents, distributors or employees, is not in the position to amend the contents of this warranty. Please contact your local distributor for products not covered by this warranty.

This Data Sheet is subject to change without notice. Please contact GST for more information or questions.

Gulf Security Technology Co., Ltd.

No. 80, Changjiang East Road, QETDZ, Qinhuangdao, Hebei, P. R. China 066004

Tel: +86 (0) 335 8502434 Fax: +86 (0) 335 8502532

service.gst@fs.utc.com www.gst.com.cn