

# GST101

## Conventional Fire Alarm Control Panel



### Description

GST101 Conventional Fire Panel is developed using micro-processor. It can detect 1 zone, connecting with maximum 15 conventional detectors. It has 2 output control points. It is able to indicate normal status, fault, alarm and to check cables for short circuit or broken circuit.

### Features and Benefits

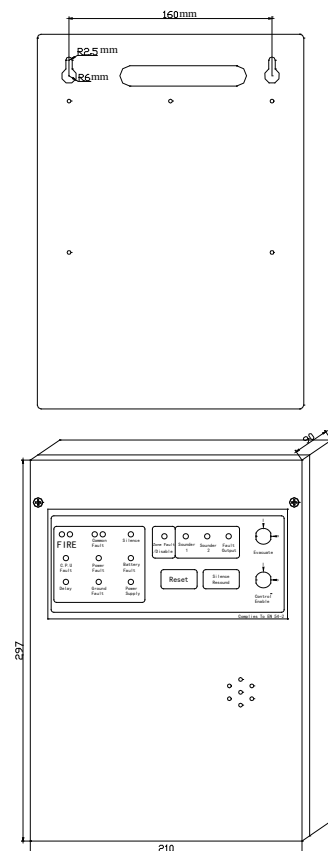
- Connecting with conventional detectors and manual call points
- Maximum 15 conventional detectors. Non-limited manual call points
- Sounder outputs and Fault output are available
- Integrated charger and battery management program

### Cable Requirement

1.5mm<sup>2</sup> or above fire cable is recommended for active outputs, 1.0mm<sup>2</sup> or above fire cable is recommended for others. All cables should be subject to local codes.

### Installation Data

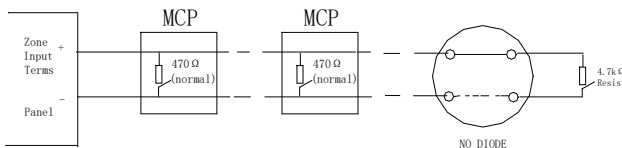
GST101 is wall-mounted. Its appearance and the mounting hole are shown here.



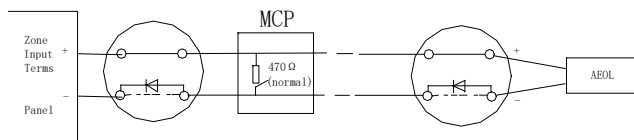
## Application

The typical connection of the detector zone is shown below.

1. Connect all manual call points in front of the detectors and a 4.7kΩ resistor at the end of the loop.

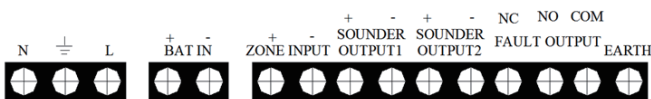


2. Connect the detectors and manual call points at any position and an Active End of Line Unit (AEOL) at the end of the loop. A diode should be connected on the detector base.



3. Wiring of Output Loop: The sounders and remote devices should be polarity-sensitive and connected into the loop according to the marked polarity. A 4.7kΩ resistor should be paralleled at end of the loop.

## Terminals



N, L: 220VAC power terminals

BAT IN (+, -): Battery terminals

ZONE INPUT (+, -): Loop terminals.

SOUNDER OUTPUT1 (+, -): Sounder 1 output terminals.

SOUNDER OUTPUT2 (+, -): Sounder 2 output terminals.

FAULT OUTPUT (NC, NO, COM): Fault output terminals.

EARTH: To chassis earth.

## Technical Specification

Mains Supply	220VAC/230VAC 50Hz/60Hz
Standby Battery	24VDC, 4AH
Resistance in fire alarm condition	150Ω ~ 1.5kΩ (normally 470Ω)
End of line resistance	4.7kΩ or active end of line unit(AEOL)
Sounder output	Output voltage 20VDC ~ 28VDC Output current 1A End of line resistance 4.7kΩ
Fault output	Volt-free contact output, capacity 1A 24VDC
Operating Temperature	0°C ~ +40°C
Relative Humidity	≤95%, non condensing
Dimension (L×W×H)	210mm×297mm×90mm

## Order Information

Part No.	GST101
Device Name	Conventional Fire Alarm Control Panel
Product No.	10100621

## Compatible Devices

- C-910x Series Conventional Detector
- DC-9204E Conventional Manual Call Point
- DC-910xE Series Conventional Detector