


GST-M200

Intelligent Fire Alarm Control Panel



Description

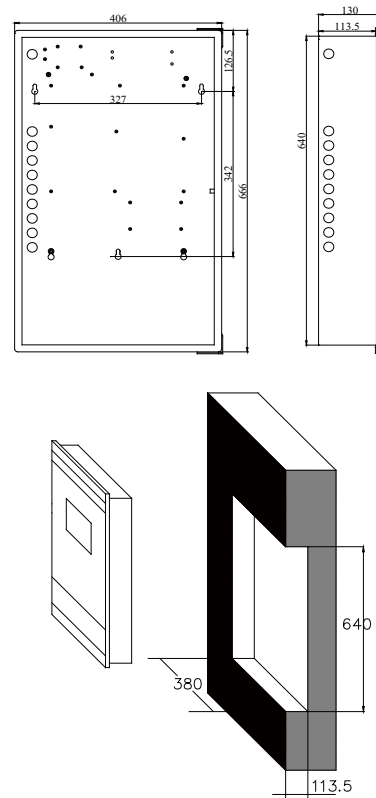
GST-M200 Intelligent Fire Alarm Control Panel (FACP) complies to UL864 standard with features of easy installation, operation and maintenance. All circuit boards are installed in a metal cabinet, providing a complete fire control system for most applications.

Features and Benefits

- Single ring loop which meets Style 6 (Class A) requirement
- 240 addressable devices
- Optional 2 loops with additional loop card
- LCD display unit of 128 X 64
- History file with 1,000 events capacity
- "Walk Test", silent or audible
- PAS (positive Alarm Sequence) per point (NFPA72 compliant)
- Auto silent timer option per NAC. The time duration is 5minutes.
- Password and key-protected nonvolatile memory
- Fully programmable from local keypad and from a pc
- Signaling Line Circuit (SLC) operates up to 4000 ft through twisted pair with cross section 17AWG (1.02mm²)

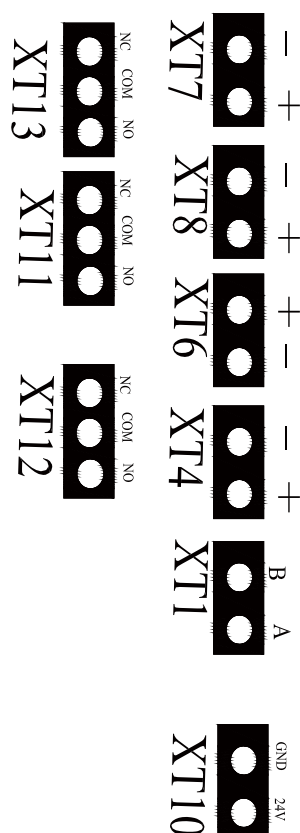
Installation Data

The FACP can be flush-mounted or wall-mounted. Its appearance and the mounting method are shown here.



IMPORTANT: This publication is a generic version in which product information is shown for informational purposes only and does not constitute a specific commitment or guarantee. We are constantly pursuing the improvement of product technology to improve product performance, for which we reserve the right to adjust the configuration and technical information of the related products without notice. In addition, the description of system performance in this publication applies only to the usual situation. As a result, there may be a variety of unpredictable special circumstances in the real world, so the realization of the relevant product performance will depend on the professional investigation and analysis and the design plan. Please contact us and we will be happy to provide you with professional advice.

Terminals



SLC (Signaling Line Circuit) LOOP (XT4 & XT6):
Style 6 (Class A) loop connection, provides communication to addressable detectors.

NAC (Notification Appliance Circuit) XT8 (NAC1) & XT7 (NAC2):

Style Y (Class B) output port, outputs when there is fire alarm, maximum 1.2A for each circuit.

ALARM (COM, NC, NO) (XT11): Dry contact output energized in case of fire, rated 2.0A @ 30VDC.

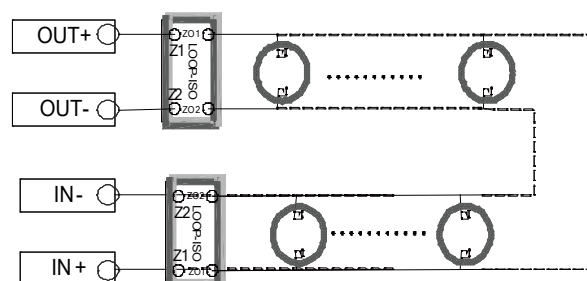
FAULT (COM, NC, NO) (XT12): Dry contact output energized in case of fault, rated 2.0A @ 30VDC.

Supervisory (COM, NC, NO) (XT13): Dry contact output energized in case of abnormal conditions, rated 2.0A @ 30VDC.

Auxiliary 24VDC (XT10): Power limited output, maximum 0.75A.

Typical Connections

Signaling Line Circuits (SLC) loop connection is shown below.



Cable Requirement

Loop: Minimum 17AWG, ideally 14AWG

Network: Minimum 17AWG, ideally 14AWG

Active Outputs: Minimum 16AWG, ideally 12AWG

All cables should be fire rated and follow local codes.

Certificates and Compliance

- Standards: UL864 / NFPA72
- Certifications: UL
- WEEE & RoHS Compliant

Technical Specification

Primary AC	120VAC/60Hz, 220VAC/50Hz
Power Consumption	Max. 2A
Backup Battery	20AH/24V
Loop Quantity	1 or 2
Device per loop	240 per loop
NAC output	2 Class B, 1.2A@24VDC each
Relay output	Fixed, Alarm/Fault/Supervisory
Auxiliary Power	Standby: 0.05A Max.: 0.75A
Display	128 X 64, LCD
Pc connection	RS232
Network connection	RS485 or CAN
Operating Environment	0-49°C / 32-120° F ≤93%, non-condensing
Color	Red
Dimension	406(W) X 666(H) X 130(D) mm ²

Order Information

Part No.	GST-M200
Device Name	Intelligent Fire Alarm Control Panel
Product No.	10103235

Accessories and Tools

I-9102(UL) Intelligent Photoelectric Smoke Detector
 I-9103(UL) Intelligent Rate of Rise and Fixed Temperature Heat Detector
 DZ-03(UL) Detector Base
 DI-M9101 Intelligent Combination Heat Photoelectric Smoke Detector
 DI-M9102 Intelligent Photoelectric Smoke Detector
 DI-M9103 Intelligent Rate of Rise and Fixed Temperature Heat Detector
 DB-M01 Detector base
 C-M9503 Loop Isolator
 DC-M9504 Base Mount Short Circuit Isolator
 I-M9300 Addressable Input Module
 I-M9301 Addressable Output Module
 DI-M9319 Digital Zone Monitor Module
 DI-M9305 Digital Single Riser Output Module
 DI-M9301 Digital Single Input and Output Module
 DI-M9300 Digital Single Input Module
 DC-M9503 Loop Isolator Module
 DI-M9204 Manual Call Point
 GSTGMC-M2.2 Graphic Monitor Center

Accessories and Tools



Part No.: LC200
 Device name: Loop Card
 Product No.: 20101370



Part No.: P-9930
 Device name: RS232 Communication Card
 Product No.: 20101836



Part No.: P-M9930ModBus
 Device name: ModBus Communication Card
 Product No.: 20102531



Part No.: P-M9960A
 Device name: CAN Class A Network Card
 Product No.: 20102532