

DI-9300E

Digital Single Input Module



Description

DI-9300E Digital Single Input Module is used for receiving normally open or normally closed switch signal (dry contact), and transmitting the signal to fire alarm control panel (FACP) through signaling line circuit (SLC) loop to FACP. Then the FACP generates active message and displays the address of the module. By cable monitoring, the module can transmit the fault message to the FACP when the input loop is broken. And the FACP will display the address of the module.

Features and Benefits

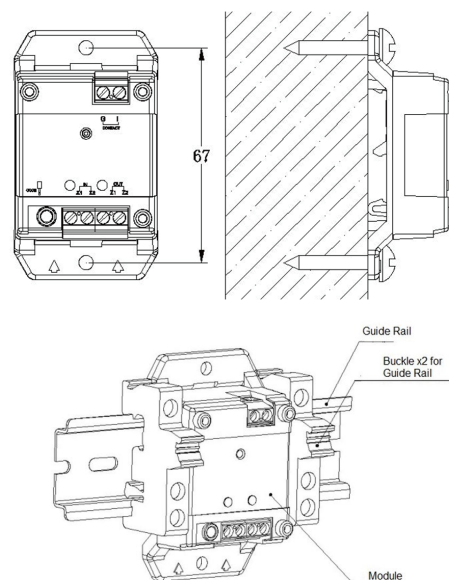
- Input port monitored with 4.7KΩ EOLR
- Normally open or normally closed contact acceptable
- Electronically addressed. Address can be modified in field
- Built-in microprocessor and AD sampling technology
- Rail mount or surface mount

Certificates and Compliance

- Standards: EN 54-18:2005
- Certifications: CE LPCB
- WEEE & RoHS Compliant

Installation

The installation points of the module are shown below, Wall-mount and Rail-mount. DIN-35mm rail is applicable.



Terminals and Recommended Cabling

(Z1, Z2) IN & OUT: Loop (SLC) connection, In & Out, non-polarized
 I, G: Contact input, non-polarized
 Recommended Cabling: Minimum 1.0mm², Maximum 2.0mm² twisted pair cable, and subject to local codes

IMPORTANT: This publication is a generic version in which product information is shown for informational purposes only and does not constitute a specific commitment or guarantee. We are constantly pursuing the improvement of product technology to improve product performance, for which we reserve the right to adjust the configuration and technical information of the related products without notice. In addition, the description of system performance in this publication applies only to the usual situation. As a result, there may be a variety of unpredictable special circumstances in the real world, so the realization of the relevant product performance will depend on the professional investigation and analysis and the design plan. Please contact us and we will be happy to provide you with professional advice.

Application

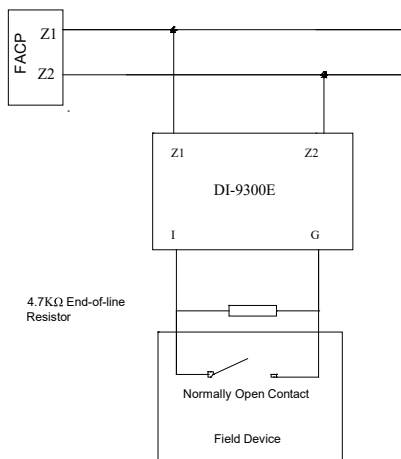
The module is electronically programmable. Set the address and input parameter by handheld programmer P-9910B. The input can be N/O (default) or N/C.

Parameter (Function-3)	Input Mode
1	Normally-Closed
Other numbers	Normally-Open

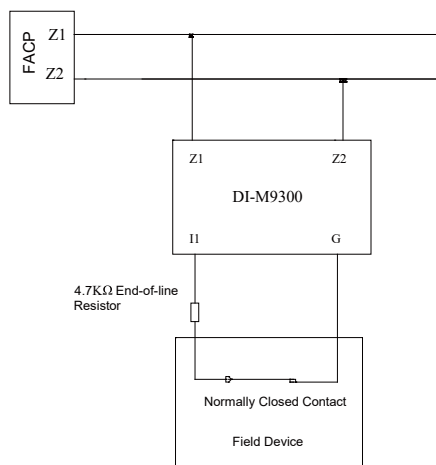
The operation can be done either through the clips-link to the terminals (Z1&Z2), or through the earphone-link to the 3.5mm code-jack.

Below figures show the connections of the module. A 1-Watt 4k7 End of Line Resistor is required.

Normally-open input



Normally-closed input







Technical Specification

Operating Voltage	Loop 24VDC (16VDC - 28VDC) Power Limited
Standby Current	≤ 0.26 mA
Action Current	≤ 0.5 mA
Programming	Electronically addressing
Address Range	1 address, from 1 to 242.
Indicator	Feedback LED: Red, lights on activation, flashes in other states. Fault LED: Yellow, lights 0.5s on and 0.5s off as there is input fault, turns off in other states.
Ingress Protection Rating	IP30
Operating Temperature	-10°C ~ +55°C
Relative Humidity	≤ 95%, Non Condensing
Material and Color of Enclosure	ABS, white (RAL9016)
Dimension (L×W×H)	78mm×45.3mm×28.5mm
Weight	About 36.8g

Order Information and Compatible Products

Part No.	DI-9300E
Device Name	Digital Single Input Module
Product No.	10105506
Compatible Products	GST-M200N Intelligent Fire Panel GST-JFP8 Intelligent Fire Panel

Accessories and Tools

	Part No.:	P-9910B
	Device name:	Handheld Programmer
	Product No.:	10104894
	Part No.:	GST-MBX22
	Device name:	Module Box
	Product No.:	30208656
	Part No.:	GST-MBX29
	Device name:	Module Box
	Product No.:	30208657
	Part No.:	D-93CT1
	Device name:	Din-rail Module Transparent Cover 1U
	Product No.:	20103182

IMPORTANT: This publication is a generic version in which product information is shown for informational purposes only and does not constitute a specific commitment or guarantee. We are constantly pursuing the improvement of product technology to improve product performance, for which we reserve the right to adjust the configuration and technical information of the related products without notice. In addition, the description of system performance in this publication applies only to the usual situation. As a result, there may be a variety of unpredictable special circumstances in the real world, so the realization of the relevant product performance will depend on the professional investigation and analysis and the design plan. Please contact us and we will be happy to provide you with professional advice.