


DC-M9103

Conventional Rate of Rise and Fixed Temperature Heat Detector



Description

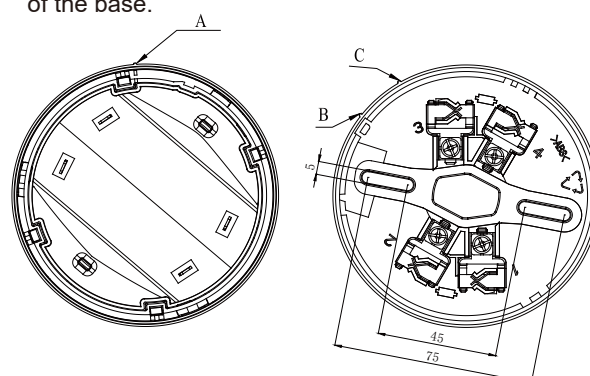
DC-M9103 is Conventional Rate of Rise and Fixed Temperature Heat Detector, can build up fire alarm system together with fire alarm panel and other alarm devices. The detector shows fire alarm by the LED indicator and transmits the signal to the FACP.

Features and Benefits

- Self-diagnostic
- Reed switch test
- Fire LED allows 360° viewing
- LED indication for both fire and normal status
- LED indication for normal status can be turned off by handheld programmer
- Remote indicator output
- Rate of rise detection can be disabled by programmer

Terminals and Installation Holes

Below figures show the detector bottom and terminals of the base.



There are four terminals with marks on the base.

- 1: positive IN
- 2: positive OUT
- 3: negative IN and OUT
- 4: Positive terminal of remote indicator
- 5: Negative terminal of remote indicator

Recommended Cabling

17AWG ~ 14AWG fire cable is recommended, but subject to local codes.

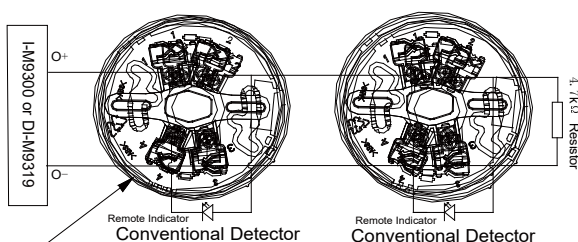
Application

Warning:

The detector should be connected with fire alarm control panel or other devices with current limit function. Otherwise the detector may be damaged by too heavy alarm current.

The alarm current depends on the current limit of the control panel or interface unit.

The detector is compatible with I-M9300 and DI-M9319 interface module. The typical connection is shown below.



DO NOT USE LOOPED WIRE UNDER TERMINAL 3. BREAK WIRE RUN TO PROVIDE SUPERVISION OF CONNECTIONS

Below table shows relative setting codes for working modes. Factory defaults at Normal LED.

Detector Code	Class	Polling LED
7	Rate of Rise and Fixed Temperature	Normal
8	Fixed Temperature	Normal
135	Rate of Rise and Fixed Temperature	OFF
136	Fixed Temperature	OFF

Certificates and Compliance

- Standards: UL 521
- Listed by UL
- WEEE & RoHS Compliant


Order Information

Part No.	DC-M9103
Device Name	Conventional Rate of Rise and Fixed Temperature Heat Detector
Product No.	10104834
Compatible Products	DI-M9319 Zone Monitor Module

Technical Specification

Operating Voltage	24VDC
Standby Current	≤60μA
Alarm Current	≤55mA
LED Indicator	Red, periodically flash once in polling when the status is set to "ON"; don't illuminate when the status is set to "OFF". Periodically flash twice in fault; illuminate in alarming.
Remote Indicator Output	Polarity-sensitive output, Directly connecting with remote indicator (built in 10k resistor in series, maximum output current is 2.0mA); The remote indicator does not illuminate in normal and flashes in alarm.
Maximum Ripple Voltage	2V (peak-to-peak)
Alarm Reset	Instantaneous power down (Min.10sn, Max. 1.0VDC)
Sensitivity	Action Temperature:135°F (57.2°C) Response rate of rise:15°F /min (8.3°C /min)
Class and Setup	Rate of rise and fixed temperature (default), and fixed temperature programmable.
Maximum spacing	50 ft. (15.2 m)
UL Temperature Range	32°F (0°C) - 100°F (37.8°C)
Operating Temperature	14°F (-10°C) - 122°F (+50°C)
Relative Humidity	≤95%, non condensing
Material of Enclosure	ABS White (RAL 9016)
Ingress Protection Rating	IP2X
Dimensions	Diameter: 100mm Height: 53.3mm (with base)
Mounting Hole Distance	45mm-75mm
Weight	110g

Accessories and Tools



Part No.: DC-M9402
Device name: Conventional Sounder Base
Product No.: 10106029



Part No.: DB-M01
Device name: Common Detector Base
Product No.: 30205767



Part No.: C-9314P
Device name: Remote Indicator
Product No.: 10102339



Part No.: P-9910B
Device name: Handheld Programmer
Product No.: 10104894

IMPORTANT: This publication is a generic version in which product information is shown for informational purposes only and does not constitute a specific commitment or guarantee. We are constantly pursuing the improvement of product technology to improve product performance, for which we reserve the right to adjust the configuration and technical information of the related products without notice. In addition, the description of system performance in this publication applies only to the usual situation. As a result, there may be a variety of unpredictable special circumstances in the real world, so the realization of the relevant product performance will depend on the professional investigation and analysis and the design plan. Please contact us and we will be happy to provide you with professional advice.

DS10104834