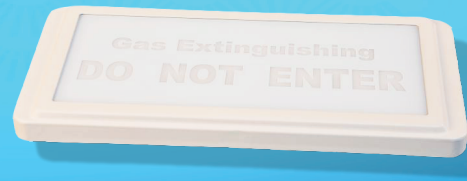


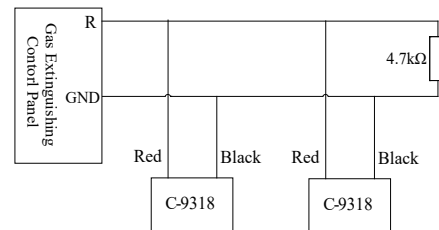
C-9318 Gas Extinguishing Warning Indicator



Description

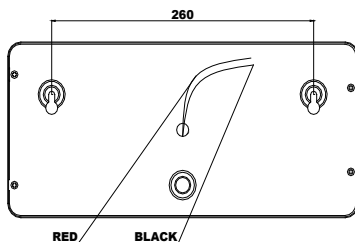
C-9318 Gas Extinguishing Warning Indicator is an accessory of a gas extinguishing system. It's usually installed above the entrance of the protected area. After gas is released, the control panel will activate the indicator to give a visual indication warning people in field to take relative measures.

A typical connection is shown below.



Terminals and Installation

Below figure shows the back view of the indicator.



The cables are linked from internal terminals.

XT1 (red): connect to positive "+" of 24VDC or terminal R of the gas extinguishing control panel.

XT2 (black): connect to negative "-" of 24VDC or terminal GND of the gas extinguishing control panel.

4.7kΩ resistor is connected to the end of the cable.

1.0mm² or above fire cable is recommended, but subject to local codes.

Technical Specification

Operating Voltage	(20V DC - 28V DC)
Alarm Current	≤ 50mA
Wiring	Polarized two-wire with power cable
Application Environment	Indoors
Flashing Frequency	1.4Hz±20%
Ambient Temperature	-10°C ~ +50°C
Relative Humidity	≤95%, non-condensing
Dimensions	348mm×159mm×29mm
Material and Color of Enclosure	iron enclosure/ white, with plexi-glass in front/white
Weight	About 990g
Mounting Hole Distance	260mm

Application

The indicator is wall-mounted type. Hang on the wall and lead the cable to suitable places for junction, or directly connect the cable to internal terminals.

Ordering Information and Compatible Products

Part No.	C-9318
Device Name	Gas Extinguishing Warning Indicator
Product No.	10105070
Compatible Products	GST301 Gas Release Control Panel GST303 Gas Extinguishing Control Panel GST306 Gas Extinguishing Control Panel